

<div data-bbox="220 1344 258 1946" data-label="Section-Header"> <h1>Applications of First-Order PDEs</h1> </div> <div data-bbox="272 1393 303 1901" data-label="Text"> <p>MATH 467 <i>Partial Differential Equations</i></p> </div> <div data-bbox="379 1523 406 1769" data-label="Text"> <p>J Robert Buchanan</p> </div> <div data-bbox="451 1520 472 1767" data-label="Text"> <p>Department of Mathematics</p> </div> <div data-bbox="518 1585 545 1700" data-label="Text"> <p>Fall 2022</p> </div>	<div data-bbox="25 904 65 1093" data-label="Section-Header"> <h2>Objectives</h2> </div> <div data-bbox="316 168 416 1037" data-label="Text"> <p>In this lesson we will apply the solution techniques learned earlier to finding the solutions to some first-order PDEs arising in the natural and physical sciences.</p> </div>
<div data-bbox="821 1606 861 2148" data-label="Section-Header"> <h2>Structured Population Growth</h2> </div> <div data-bbox="987 1205 1252 2069" data-label="List-Group"> <ul style="list-style-type: none"> ▶ Consider a population consisting of individuals of different ages or sizes x at time t. ▶ Define $p(x, t)$ to be age-density of the population. The number of individuals in the population between ages x and $x + \Delta x$ at time t is approximately <div data-bbox="1173 1554 1201 1684" data-label="Equation-Block"> $p(x, t) \Delta x.$ </div> ▶ Define $N(t)$ to be the total population at time t, </div> <div data-bbox="1284 1480 1356 1758" data-label="Equation-Block"> $N(t) = \int_0^\infty p(x, t) \, dx.$ </div> <div data-bbox="1386 1211 1414 2089" data-label="Text"> <p>We wish to develop a PDE model for the evolution of the age-density.</p> </div>	<div data-bbox="821 656 861 1093" data-label="Section-Header"> <h2>Calendar Time and Age</h2> </div> <div data-bbox="954 147 1374 1014" data-label="List-Group"> <ul style="list-style-type: none"> ▶ Population with ages in $[x, x + \Delta x]$ at time $t + \Delta t$ is approximately $p(x, t + \Delta t) \Delta x$. ▶ If individuals age at the same rate as time passes then <div data-bbox="1098 349 1126 779" data-label="Equation-Block"> $p(x, t + \Delta t) \Delta x = p(x - \Delta t, t) \Delta x$ </div> <p>in other words, if deaths are ignored the number of individuals with ages $[x, x + \Delta x]$ at time $t + \Delta t$ is the same as the number of individuals with ages $[x - \Delta t, x]$ at time t.</p> ▶ Let $\mu(x)$ the rate of death (deaths per unit time) of individuals of age x. The number of deaths in the population of individuals with ages $[x - \Delta t, x]$ between times t and $t + \Delta t$ is approximately </div> <div data-bbox="1409 378 1437 748" data-label="Equation-Block"> $\mu(x - \Delta t)p(x - \Delta t, t) \Delta x \Delta t.$ </div>

Population Equation

$$p(x, t + \Delta t) \Delta x \approx p(x - \Delta t, t) \Delta x - \mu(x - \Delta t)p(x - \Delta t, t) \Delta x \Delta t$$

$$p(x, t + \Delta t) - p(x - \Delta t, t) \approx -\mu(x - \Delta t)p(x - \Delta t, t) \Delta t$$

Add and subtract $p(x, t)$ on the left-hand side of the approximation.

$$p(x, t + \Delta t) - p(x, t) + p(x, t) - p(x - \Delta t, t) \approx -\mu(x - \Delta t)p(x - \Delta t, t) \Delta t$$

$$\frac{p(x, t + \Delta t) - p(x, t)}{\Delta t} + \frac{p(x, t) - p(x - \Delta t, t)}{\Delta t} \approx -\mu(x - \Delta t)p(x - \Delta t, t)$$

$$p_t + p_x = -\mu(x) p$$

von Foerster Equation

We have the first-order linear PDE

$$p_t + p_x = -\mu(x) p$$

with side condition

$$p(x, 0) = f(x),$$

specifying the initial distribution of the ages within the population, and

$$p(0, t) = \phi(t)$$

the density of new births at time t .

Solution (1 of 2)

- ▶ Using the method of characteristics,

$$\frac{dx}{dt} = 1 \implies x - t = k$$

where k is a constant.

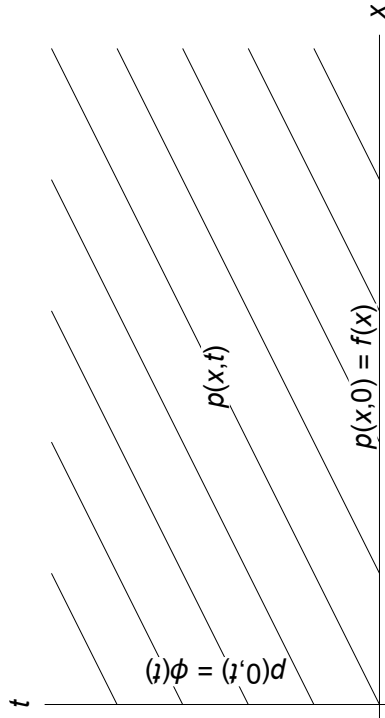
- ▶ Assuming $p(x, t) = p(x(t), t) = p(t)$ then

$$\frac{dp}{dt} = p_t + p_x = p_t + p_x = -\mu(x) p = -\mu(t + k) p.$$

- ▶ Solving this first-order linear ODE yields,

$$p(t) = C(k) e^{-\int_0^t \mu(s+k) ds}.$$

Characteristics



$$p(t) = C(k) e^{-\int_0^t \mu(s+k) ds}.$$

Function $p(t)$ is defined for $t \geq 0$ when $k \geq 0$ and is defined for $t \geq -k$ when $k < 0$.

Solution (2 of 2)

Apply side conditions.

$$p(0) = C(k) = \begin{cases} f(k) & \text{if } k \geq 0, \\ \phi(-k) & \text{if } k < 0. \end{cases}$$

Thus the solution can be expressed as

$$\begin{aligned} p(x, t) &= \begin{cases} f(x - t)e^{\int_0^t \mu(s+x-t) ds} & \text{if } k \geq 0, \\ \phi(t - x)e^{-\int_{-k}^t \mu(s+x-t) ds} & \text{if } k < 0. \end{cases} \\ &= \begin{cases} f(x - t)e^{-\int_{x-t}^x \mu(s) ds} & \text{if } t < x, \\ \phi(t - x)e^{-\int_0^x \mu(s) dx} & \text{if } t > x. \end{cases} \end{aligned}$$

Comments

A reasonable assumption is that new births at time t depend on the distribution of ages in the population and/or the total population.

If the birth rate is age-dependent denote it as $\beta(x)$ and then,

$$p(0, t) = \int_0^\infty \beta(x)p(x, t) dx.$$

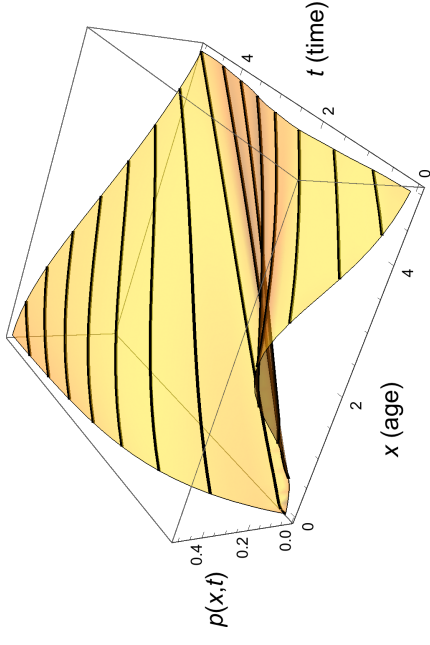
This is called as **nonlocal boundary condition** since $p(0, t)$ depends on the unknown density $p(x, t)$.

Example

$$\phi(t) = \frac{e^{-25/8}}{\sqrt{2\pi}} + \frac{1}{2}(1 - e^{-t})$$

$$f(x) = \frac{1}{\sqrt{2\pi}} e^{-(x-5/2)^2/2}$$

$$\mu(x) = 1 - e^{-x/5}$$



Nonlocal Boundary Condition

$$\begin{aligned} \phi(t) &= p(0, t) = \int_0^\infty \beta(x)p(x, t) dx \\ &= \int_0^t \beta(x)p(x, t) dx + \int_t^\infty \beta(x)p(x, t) dx \\ &= \int_0^t \beta(x)\phi(t - x)e^{-\int_0^x \mu(s) ds} dx + \int_t^\infty \beta(x)f(x - t)e^{-\int_{x-t}^x \mu(s) ds} dx \end{aligned}$$

Volterra Integral Equation

Define $\psi(t) = \int_t^\infty \beta(x)f(x-t)e^{-\int_{x-t}^x \mu(s)ds} dx$, then

$$\phi(t) = \int_0^t \beta(x)\phi(t-x)e^{-\int_0^x \mu(s)ds} dx + \psi(t)$$

which is an example of a **Volterra integral equation**.

If the integral equation can be solved for $\phi(t)$ then, as before,

$$p(x, t) = \begin{cases} f(x-t)e^{-\int_{x-t}^x \mu(s)ds} & \text{if } t < x, \\ \phi(t-x)e^{-\int_0^x \mu(s)ds} & \text{if } t > x. \end{cases}$$

Traffic Flow

Consider a one-way, single lane road and the vehicles on it.

- ▶ Vehicles are not allowed to pass each other.
- ▶ The road has no exits or entrances. All vehicles on the road are already present. No additional vehicles will be added and none may leave.
- ▶ Function $\rho(x, t)$ denotes the density of vehicles, the number of vehicles per unit length of road (for example, cars/mile) at time t at the location x .
- ▶ Function $q(x, t)$ denotes the flow of traffic, the number of vehicles passing location x and at time t .

Model Development (1 of 3)

In consider the interval $[a, b]$ along the road. The total number of vehicles in interval $[a, b]$ given by

$$N(t) = \int_a^b \rho(x, t) dx.$$

The time rate of change of $N(t)$ is

$$\frac{dN}{dt} = \frac{d}{dt} \left[\int_a^b \rho(x, t) dx \right] = q(a, t) - q(b, t).$$

Question: what is an intuitive interpretation of the last equation?

Model Development (2 of 3)

$$\begin{aligned} q(a, t) - q(b, t) &= - \int_a^b \frac{\partial}{\partial x} [q(x, t)] dx \\ &= \frac{d}{dt} \left[\int_a^b \rho(x, t) dx \right] \end{aligned}$$

Equating the right-hand sides and re-arranging terms produces:

$$\int_a^b \left(\frac{\partial}{\partial t} [\rho(x, t)] + \frac{\partial}{\partial x} [q(x, t)] \right) dx = 0,$$

which implies (since $[a, b]$ is arbitrary),

$$\rho_t + q_x = 0.$$

Model Development (3 of 3)

The PDE:

$$\rho_t + q_x = 0$$

contains 2 unknown functions. If we assume $q(x, t) = \rho(x, t)u(\rho(x, t))$ where u is the velocity function for a vehicle, then we have

$$\rho_t + (\rho u)_x = 0$$

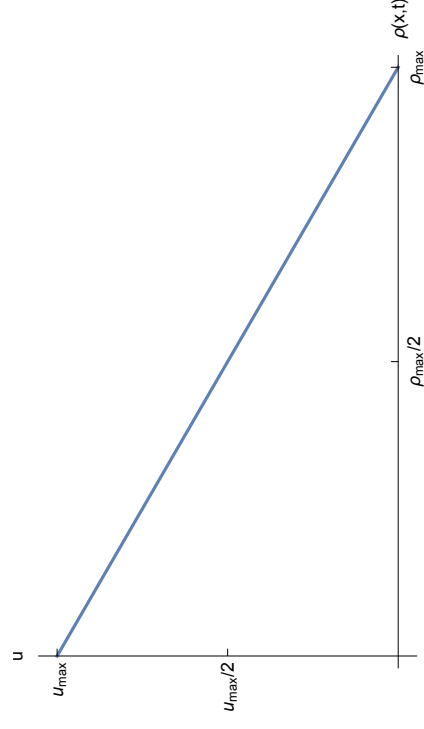
which contains only the unknown traffic density.

A common choice for u is

$$u = u_{\max} \left(1 - \frac{\rho(x, t)}{\rho_{\max}} \right).$$

Vehicle Speed vs. Density

$$u = u_{\max} \left(1 - \frac{\rho(x, t)}{\rho_{\max}} \right).$$



Quasilinear PDE

Using the common choice for u then

$$\begin{aligned} \rho_t + (\rho u)_x &= 0 \\ \rho_t + u_{\max} \left[\rho \left(1 - \frac{\rho}{\rho_{\max}} \right) \right]_x &= 0 \\ \rho_t + u_{\max} \left(1 - \frac{2\rho}{\rho_{\max}} \right) \rho_x &= 0, \end{aligned}$$

which is a first-order quasilinear PDE.

We can solve this PDE with side condition $\rho(x, 0) = f(x)$.

Characteristic System

$$\begin{aligned} \frac{dt}{d\tau} &= 1 \implies t(\tau) = \tau + A \\ \frac{dx}{d\tau} &= u_{\max} \left(1 - \frac{2\rho}{\rho_{\max}} \right) \implies x(\tau) = u_{\max} \left(1 - \frac{2B}{\rho_{\max}} \right) \tau + C \\ \frac{d\rho}{d\tau} &= 0 \implies \rho(\tau) = B \end{aligned}$$

where A , B , and C are constants.

Characteristic Curves

- ▶ The initial density defined a non-characteristic curve $(0, s, f(s))$.
- ▶ Suppose the characteristics intersect this curve at $\tau = 0$.


$$\begin{aligned} t(0) &= 0 = A \\ x(0) &= s = C \\ \rho(0) &= f(s) = B \end{aligned}$$

which implies

$$\begin{aligned} t &= \tau \\ x &= u_{\max} \left(1 - \frac{2f(s)}{\rho_{\max}} \right) \tau + s \\ \rho &= f(s). \end{aligned}$$

Case: $f'(s) < 0$

If $f(s)$ is decreasing then characteristics do not intersect for $t \geq 0$.



The density of vehicles is well-defined for $t \geq 0$.

Elimination of τ

Since $t = \tau$,

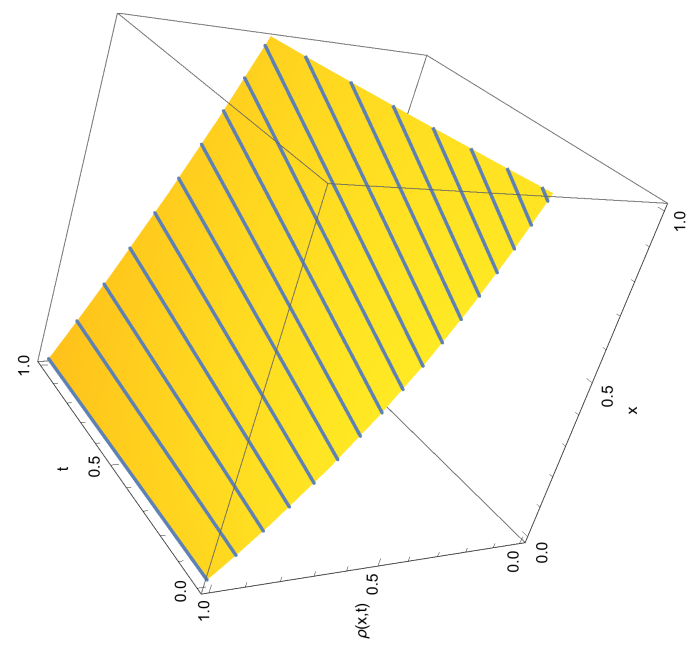
$$\begin{aligned} x &= u_{\max} \left(1 - \frac{2f(s)}{\rho_{\max}} \right) t + s \\ \rho &= f(s). \end{aligned}$$

Consider the characteristics in the xt -plane.

- ▶ The characteristics are straight lines.
- ▶ The x -intercept lies at $(s, 0)$.
- ▶ The density of vehicles is constant (with value $f(s)$) along this characteristic.
- ▶ If $f(s) = f_0$ a constant, then all characteristics are parallel.

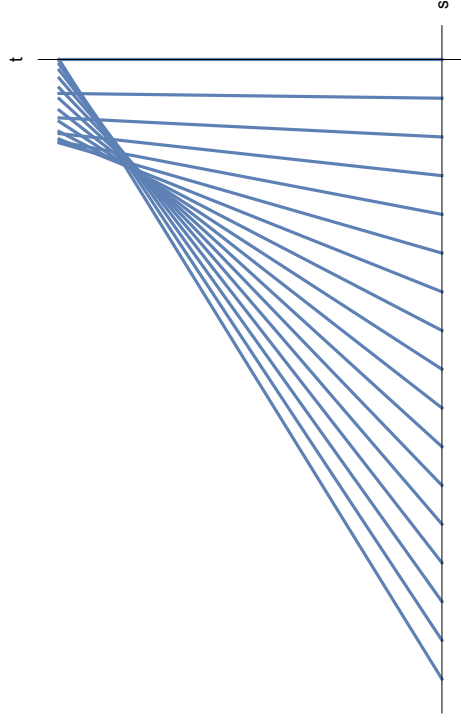
Question: what if $f(s)$ is not constant?

Case: $f'(s) < 0$



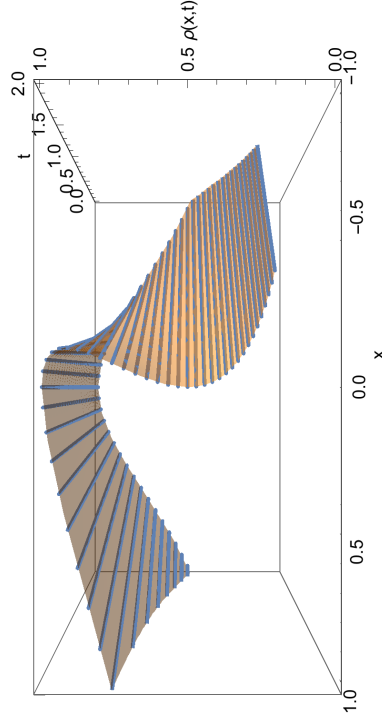
Case: $f'(s) > 0$

If $f(s)$ is increasing then characteristics intersect for some $t \geq 0$.



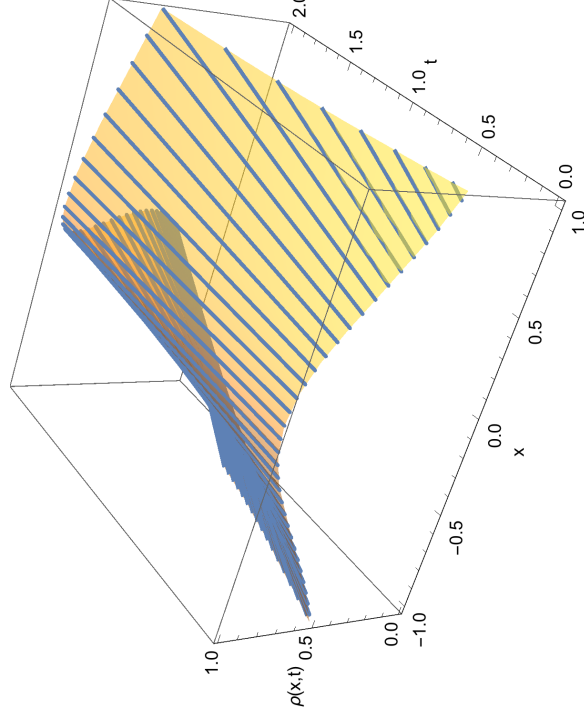
This implies the density takes on two different values. This phenomenon is known as a **shock**.

Case: $f'(s) > 0$



Question: when does the shock occur?

Case: $f'(s) > 0$



Time of Shock (1 of 2)

- ▶ The shock occurs at the earliest time for which there is a vertical tangent line to the integral surface.
- ▶ Suppose the shock occurs at $t = t_0$, then

$$x(s) = u_{\max} \left(1 - \frac{2f(s)}{\rho_{\max}} \right) t_0 + s$$

$$\rho(s) = f(s).$$

We must find the tangent vector to this parametrically defined curve.

- ▶ Using the chain rule for derivatives,

$$\frac{d\rho}{dx} = \frac{d\rho/ds}{dx/ds} = \frac{f'(s)}{1 - \frac{2u_{\max}t_0}{\rho_{\max}} f'(s)}.$$

Time of Shock (2 of 2)

$$\frac{d\rho}{dx} = \frac{f'(s)}{1 - \frac{2u_{\max}t_0}{\rho_{\max}} f(s)}$$

Thus the shock occurs when $f'(s) \neq 0$ and

$$1 - \frac{2u_{\max}t_0}{\rho_{\max}} f'(s) = 0 \iff t_0 = \frac{\rho_{\max}}{2u_{\max}f'(s)}.$$

Example

Suppose $\rho(x, 0) = f(x) = \frac{\rho_{\max}/3}{1 + x^2}$.

1. Where is the point of maximum density initially?
2. Where is the point of maximum density at time $t > 0$?
3. When does the first shock occur?
4. Where does the first shock occur?

Solution (1 of 2)

$$f(s) = \frac{\rho_{\max}/3}{1 + s^2}$$

$$f'(s) = -\frac{2\rho_{\max}}{3} \frac{x}{(1 + s^2)^2}$$

At $t = 0$ the maximum density is at $x_0 = 0$.

Recall: for each constant x_0 the solution has constant value $f(x_0)$ along the line

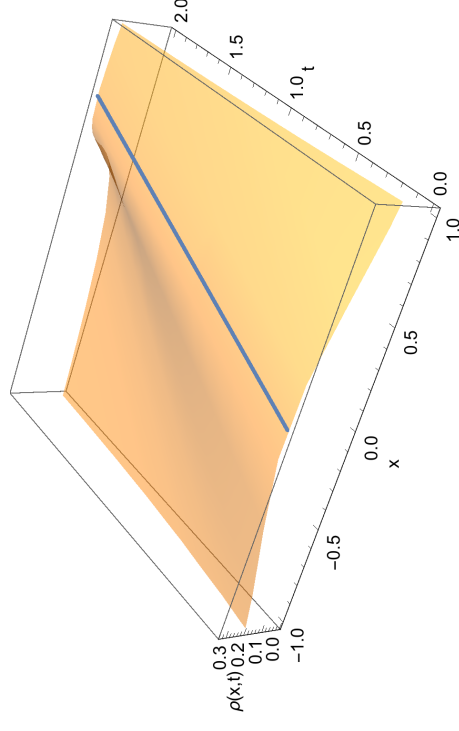
$$x = u_{\max} \left(1 - \frac{2f(x_0)}{\rho_{\max}} \right) t + x_0.$$

Thus if $x_0 = 0$ the maximum density at $t > 0$ is at

$$x = u_{\max} \left(1 - \frac{2f(0)}{\rho_{\max}} \right) t = \frac{u_{\max}t}{3}.$$

The point of maximum density is moving to the right at $1/3$ the maximum speed of the vehicles.

Tracking the Maximum Density



Solution (2 of 2)

The first shock arises when

$$t_0 = \frac{\rho_{\max}}{2u_{\max}f'(s)}.$$

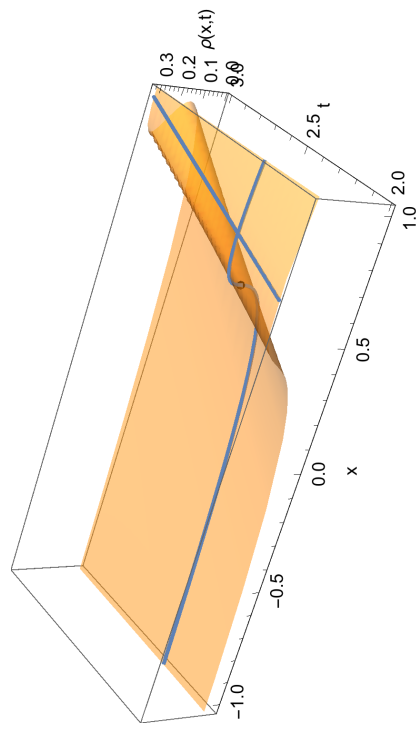
The maximum of $f'(s)$ occurs at $s = -1/\sqrt{3}$ and thus

$$t_0 = \frac{\rho_{\max}}{2u_{\max}f'(-1/\sqrt{3})} = \frac{4}{u_{\max}\sqrt{3}},$$

is the time of the first shock.

The location of the first shock is

$$\begin{aligned} x &= u_{\max} \left(1 - \frac{2f(s)}{\rho_{\max}} \right) t + s \\ &= u_{\max} \left(1 - \frac{2f(-1/\sqrt{3})}{\rho_{\max}} \right) \frac{4}{u_{\max}\sqrt{3}} - \frac{1}{\sqrt{3}} = \frac{1}{\sqrt{3}}. \end{aligned}$$



Note: the shock occurs at a level below the maximum density.

Illustration

Homework

- Read Section 2.3
- Exercises: 15–20